


# CERTIFICATE OF ANALYSIS No.: 2023-11953

## CLIENT

Flowerside, Meloenstraat 3  
6543ZE Nijmegen, Netherlands



## SAMPLE \*

















Flowerside Full Spectrum CBD olie

Sample condition: SUITABLE  
Sample ID: 2320005  
Sample type: Viscous liquid  
Batch No.: \* DR05023132A

Work order: 2023-107457  
Analysis ID: 2023\_134  
Method ID: PHL\_RPC\_16C  
Method SOP: MET-LAB-001-08

Sample received: 16/05/2023  
Start of analysis: 16/05/2023  
End of analysis: 17/05/2023  
Analyst: Valentina Malin

\* Information provided by the client.

| CANNABINOID PROFILE   | Concentration [% w/w] | Expanded uncertainty [% w/w] | Graphic presentation of relative cannabinoid concentration                            |
|---|-----------------------|------------------------------|---|
| <b>CBDV</b> - Cannabidivarin                                | 0.606                 | 0.073                        |    |
| <b>CBDA</b> - Cannabidiolic acid                            | 0.931                 | 0.093                        |    |
| <b>CBGA</b> - Cannabigerolic acid                           | 0.95                  | 0.12                         |    |
| <b>CBG</b> - Cannabigerol                                   | 2.41                  | 0.17                         |   |
| <b>CBD</b> - Cannabidiol                                    | 4.95                  | 0.25                         |  |
| <b>THCV</b> - Tetrahydrocannavarin                          | 0.172                 | 0.028                        |  |
| <b>CBN</b> - Cannabinol                                     | < LOQ                 | n/a                          |  |
| <b>Δ<sup>9</sup>-THC</b> - Δ-9-Tetrahydrocannabinol         | 0.051                 | 0.011                        |  |
| <b>Δ<sup>8</sup>-THC</b> - Δ-8-Tetrahydrocannabinol         | < LOQ                 | n/a                          |  |
| <b>CBL</b> - Cannabicyclol                                  | < LOQ                 | n/a                          |  |
| <b>CBC</b> - Cannabichromene                                | 0.941                 | 0.094                        |  |
| <b>Δ<sup>9</sup>-THCA</b> - Δ-9-Tetrahydrocannabinolic acid | < LOQ                 | n/a                          |  |
| <b>CBV</b> - Cannabivarin                                   | < LOQ                 | n/a                          |  |
| <b>CBCA</b> - Cannabichromenic acid                         | < LOQ                 | n/a                          |  |
| <b>CBT</b> - Cannabicitran                                  | 0.054                 | 0.012                        |  |
| <b>CBE</b> - Cannabielsoin                                  | 0.061 #               | 0.017                        |  |

Units and abbreviations: % w/w = weight percent, < LOQ = below the limit of quantitation (0.03 % w/w), ND = not detected, n/a = not available.

The results given herein apply only to the sample as received and tested. **Expanded Uncertainty** was calculated using coverage factor  $k = 2$ , corresponding to a double standard uncertainty and characterizes the interval value in which it is possible to expect the real value with a probability of 95%. This is stated according to the ISO/IEC Guide 98-3.

Total or partial reproduction of this document is not allowed without the permit from PharmaHemp d.o.o. The document does not substitute any other legal document.

Date issued:

17/05/2023

Approved by:



mag. Janja Ahej  
Analytical Laboratory Manager

Authorized by:



dr. Boštjan Jančar  
Chief Technology Officer

End of Certificate